

[← Back to Search](#)

Report: Health inequities for MNM - according to maternal age

Filters: [+](#)[Issue Report](#)

PERINATAL INFORMATION SYSTEM

08/03/2023 20:10:33
v 2.4.1
http://localhost:9000/db/sip-demo/

Patients: 208884 - Pregnancies: 216132 - Newborns and terminations: 171845

Latin American Centre for Perinatology
Women and Reproductive Health

Other Country

Health inequities for MNM according to maternal age

Indicators with a focus on health inequities for the Maternal Near Miss (MNM)

This report aims to show the indicators that trace the continuum of care for the prevention and management of the Maternal Near Miss. It includes from the implementation of basic and essential preventive actions to the effectiveness of the management of severe obstetric complications

Disaggregation by key inequity stratifiers (Maternal age, ethnicity, level of education) and events of interest to maternal health (Obstetric bleeding, Hypertensive disorders and Infectious disorders)

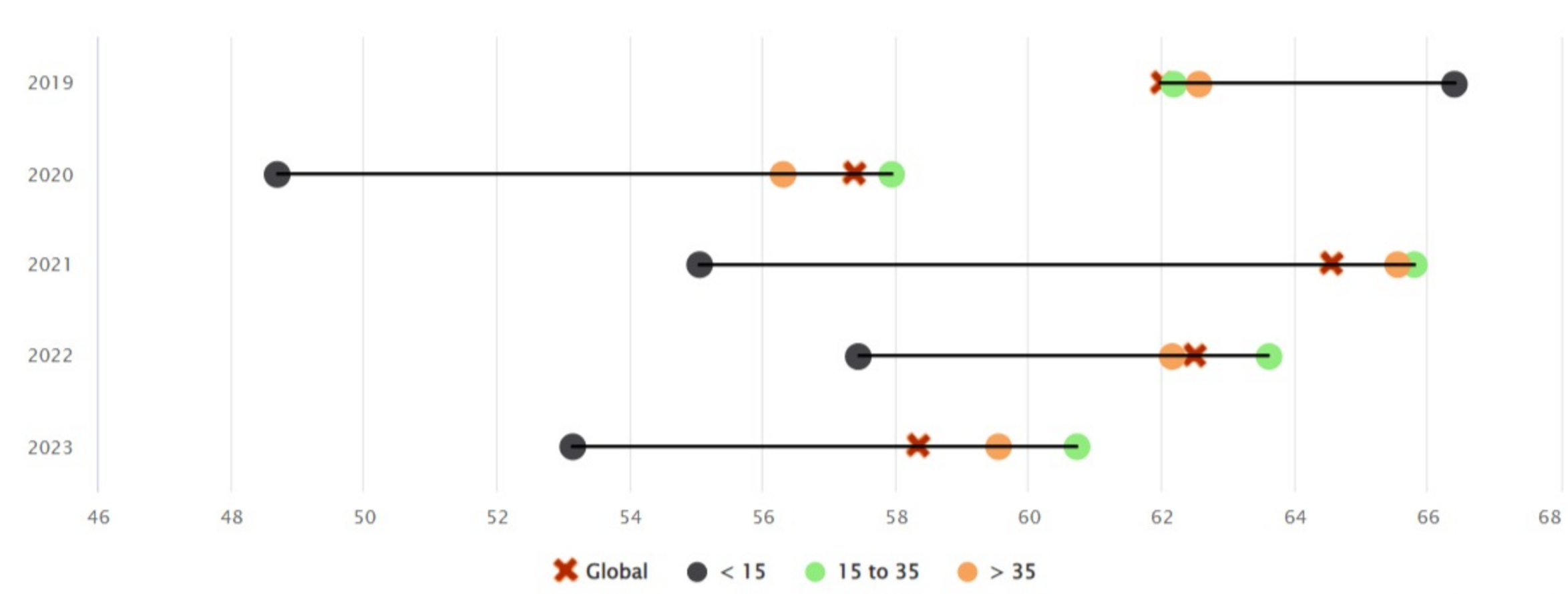
For further information on the conceptual framework of the dashboard see: 1. the Dashboard Concept Paper, 2. The technical data sheets of the indicators and 3. the guide for the interpretation of the selected inequity metrics.

Analysis of inequities by maternal age and year

Percentage of women with at least 4 antenatal care controls

	GLOBAL	< 15	15 TO 35	> 35	HAZARD RATIO	DISPARITY INDEX	INTER GROUP DEVIATION
Global	47.12	45.20	49.15	41.17	0.92	8.09	2.64
2023	62.44	55.21	63.02	58.70	0.88	6.42	1.49
2022	62.46	57.44	63.59	62.15	0.90	3.98	1.17
2021	64.51	55.03	65.79	65.55	0.84	5.57	1.50
2020	57.34	48.70	57.93	56.30	0.84	6.25	1.07
2019	61.97	66.40	62.17	62.55	1.07	2.47	0.56

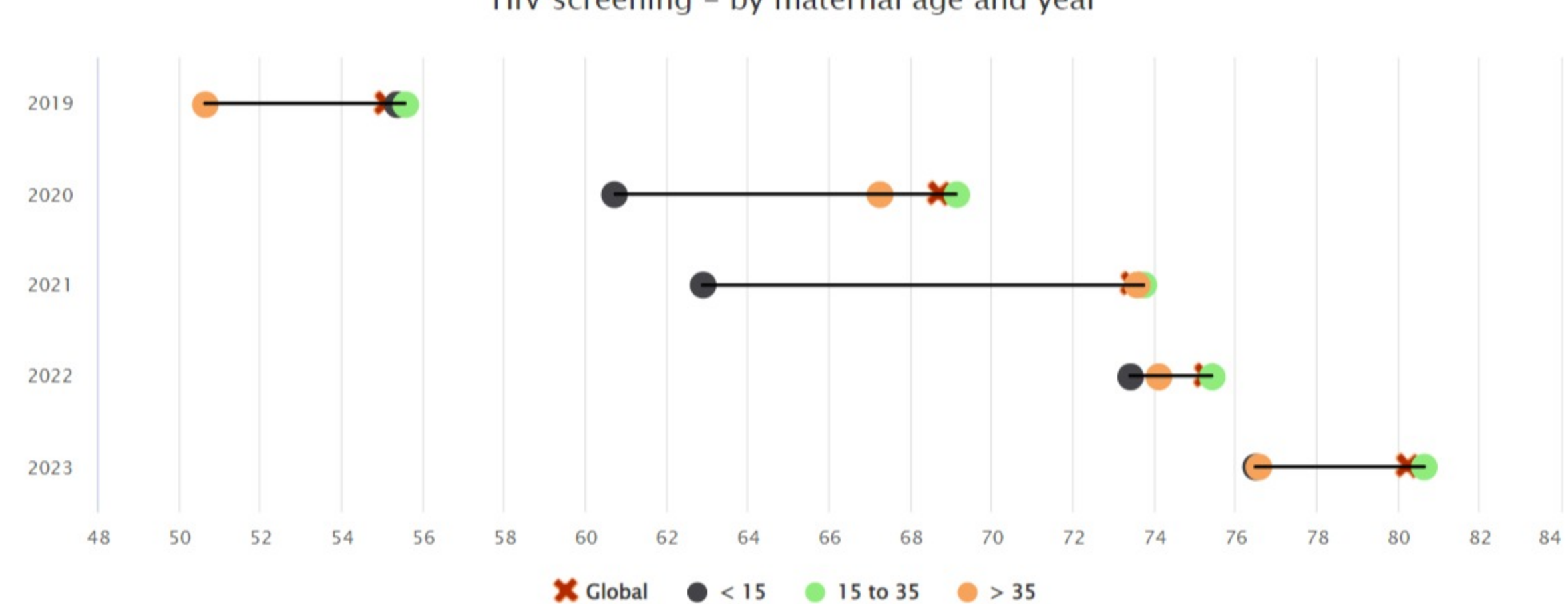
Percentage of women with at least 4 antenatal care controls – by maternal age and year



HIV screening

	GLOBAL	< 15	15 TO 35	> 35	HAZARD RATIO	DISPARITY INDEX	INTER GROUP DEVIATION
Global	70.57	64.88	70.90	69.68	0.92	3.41	0.46
2023	79.71	73.58	80.19	76.19	0.92	4.40	1.30
2022	75.19	73.38	75.40	74.08	0.97	1.48	0.43
2021	73.38	62.86	73.72	73.57	0.85	4.98	0.93
2020	68.64	60.71	69.10	67.25	0.88	4.94	0.94
2019	55.03	55.36	55.54	50.61	1.00	3.07	1.29

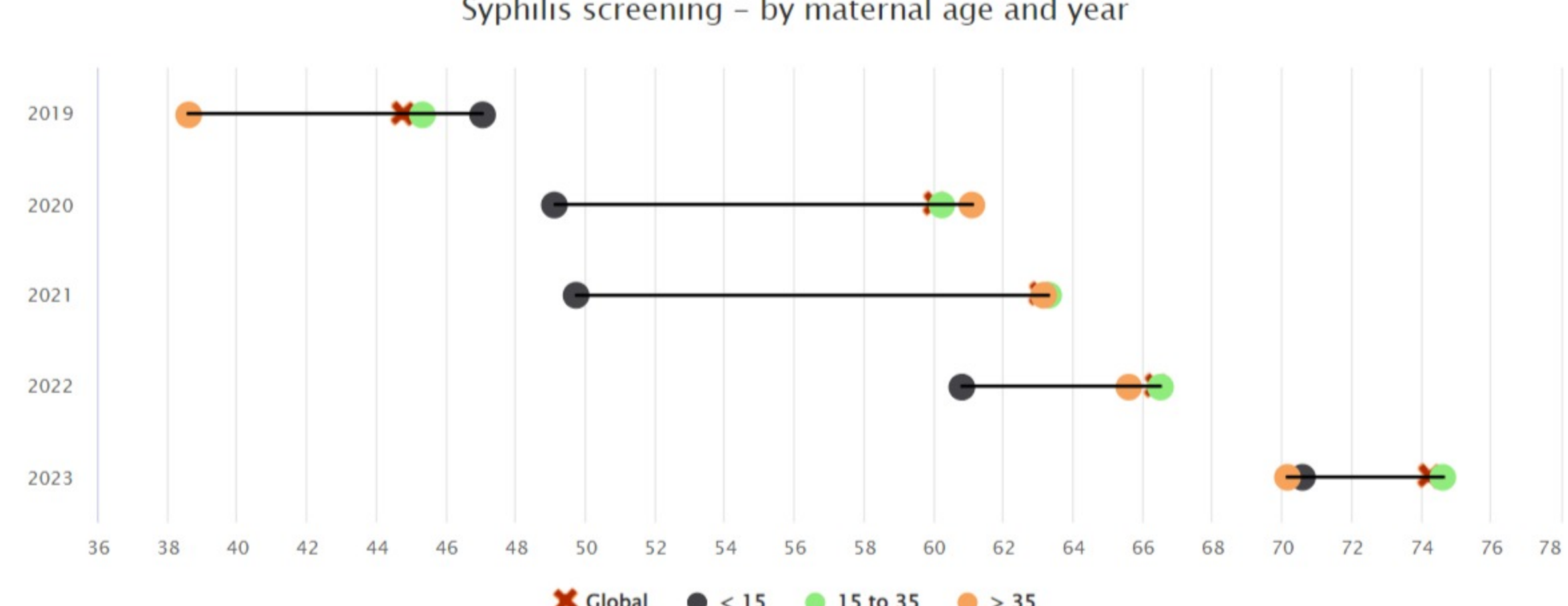
HIV screening – by maternal age and year



Syphilis Screening

	GLOBAL	< 15	15 TO 35	> 35	HAZARD RATIO	DISPARITY INDEX	INTER GROUP DEVIATION
Global	60.70	52.80	60.98	59.91	0.87	5.06	0.56
2023	73.75	69.81	74.16	70.19	0.94	3.74	1.21
2022	66.31	60.79	66.49	65.58	0.91	3.31	0.57
2021	62.99	49.71	63.27	63.12	0.79	7.23	1.13
2020	59.96	49.11	60.22	61.09	0.82	6.63	1.08
2019	44.68	47.02	45.30	38.57	1.04	6.22	1.78

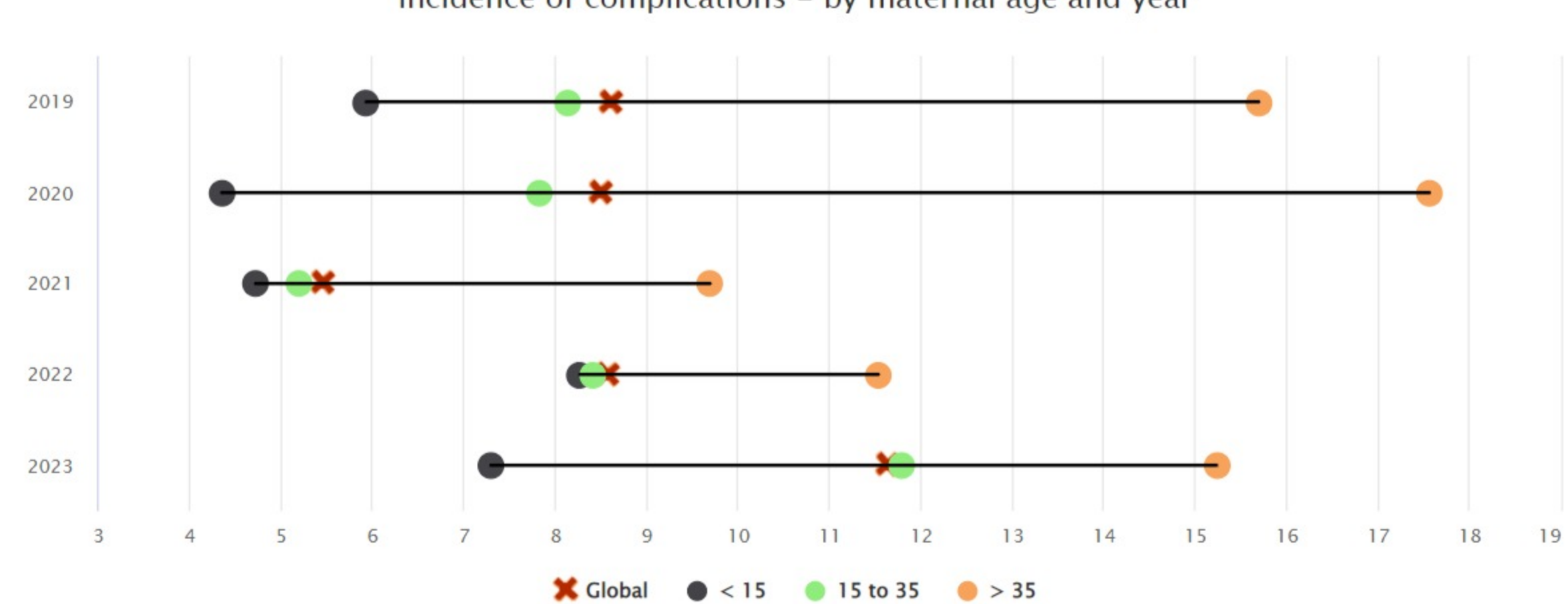
Syphilis screening – by maternal age and year



Incidence of complications of interest during pregnancy

	GLOBAL	< 15	15 TO 35	> 35	HAZARD RATIO	DISPARITY INDEX	INTER GROUP DEVIATION
Global	5.96	5.46	5.88	8.39	0.93	16.62	0.76
2023	10.78	8.33	10.75	11.39	0.78	9.47	0.31
2022	8.55	8.26	8.40	11.53	0.98	12.95	0.93
2021	32.37	4.72	5.19	9.69	0.91	31.93	26.49
2020	8.47	4.35	7.82	17.56	0.56	56.29	2.66
2019	8.58	5.93	8.12	15.69	0.73	40.05	1.98

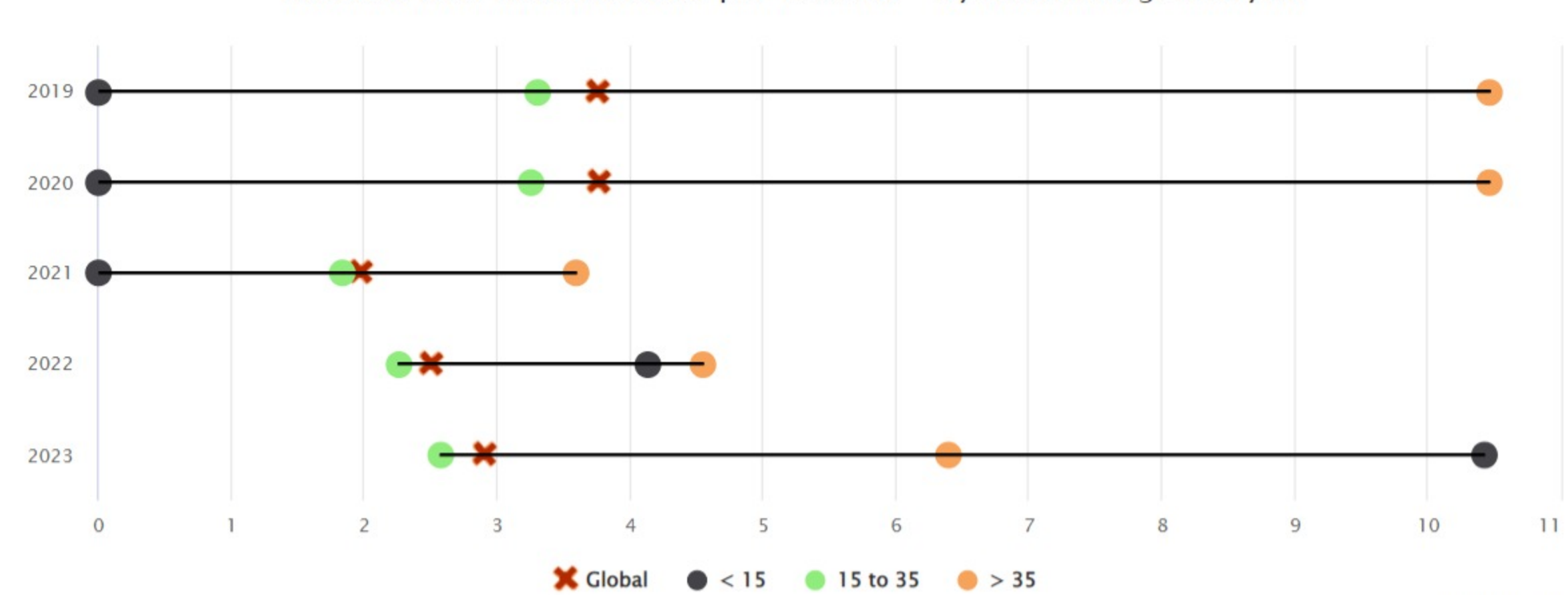
Incidence of complications – by maternal age and year



Maternal Near Miss Incidence per 1000 NB

	GLOBAL	< 15	15 TO 35	> 35	HAZARD RATIO	DISPARITY INDEX	INTER GROUP DEVIATION
Global	2.97	2.53	2.79	5.29	0.90	32.94	0.74
2023	3.10	20.83	2.69	5.18	7.75	256.04	1.92
2022	2.49	4.13	2.26	4.54	1.83	61.33	0.69
2021	1.96	0.00	1.83	3.59	0.00	65.28	0.50
2020	3.75	0.00	3.26	10.46	0.00	107.01	1.98
2019	3.74	0.00	3.30	10.46	0.00	105.55	1.90

Maternal Near Miss Incidence per 1000 NB – by maternal age and year



Maternal Near Miss fatality rate

	GLOBAL	< 15	15 TO 35	> 35	HAZARD RATIO	DISPARITY INDEX	INTER GROUP DEVIATION
Global	0.00	0.00	0.00	0.00	-----	-----	0.00
2023	0.00	0.00	0.00	0.00	-----	-----	0.00
2022	0.00	0.00	0.00	0.00	-----	-----	0.00
2021	0.00	-----	0.00	0.00	-----	-----	-----
2020	0.00	-----	0.00	0.00	-----	-----	-----
2019	0.00	-----	0.00	0.00	-----	-----	-----

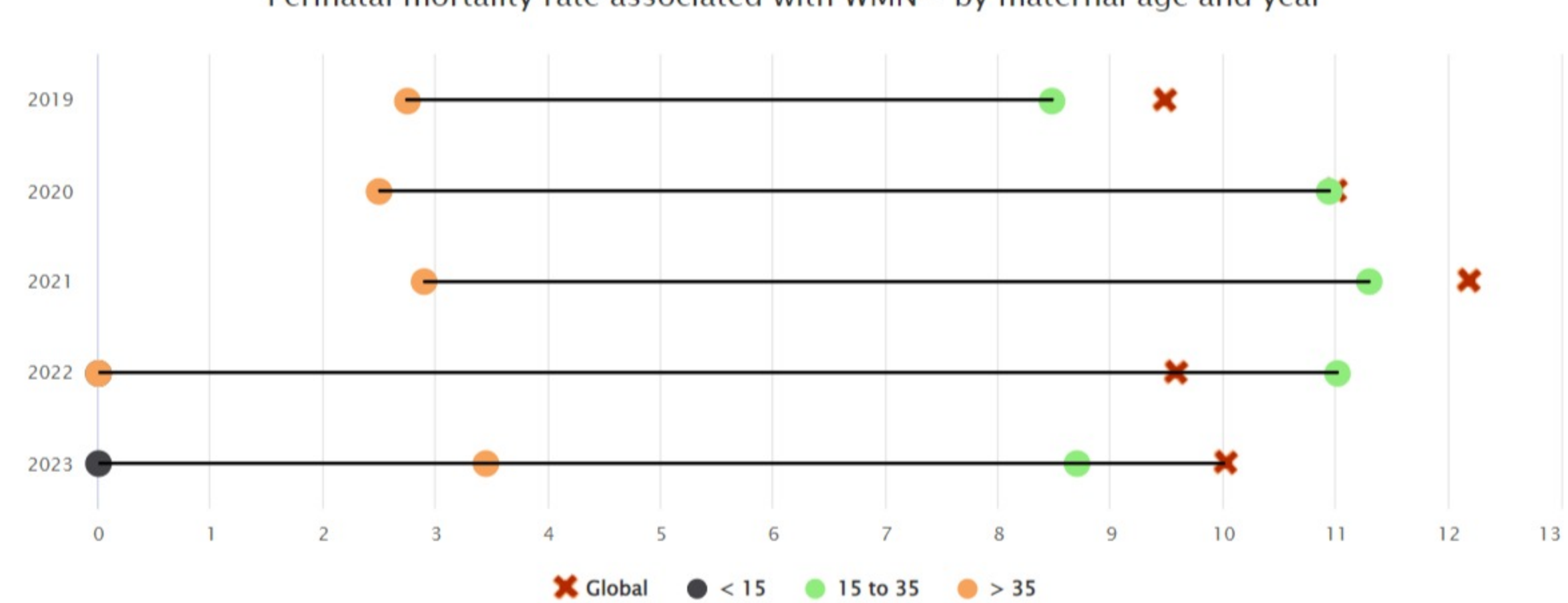
Maternal Near Miss case fatality rate – by maternal age and year



Perinatal mortality rate associated with Maternal Near Miss

	GLOBAL	< 15	15 TO 35	> 35	HAZARD RATIO	DISPARITY INDEX	INTER GROUP DEVIATION
Global	10.99	0.00	11.17	1.78	0.00	61.35	9.12
2023	11.54	0.00	15.00	0.00	0.00	66.67	11.93
2022	9.56	0.00	11.01	0.00	0.00	66.67	9.54
2021	12.16	-----	11.29	2.90	-----	-----	-----
2020	10.98	-----	10.94	2.50	-----	-----	-----
2019	9.46	-----	8.47	2.74	-----	-----	-----

Perinatal mortality rate associated with MNM – by maternal age and year



Perinatal mortality rate associated with Maternal Near Miss

	GLOBAL	< 15	15 TO 35	> 35	HAZARD RATIO	DISPARITY INDEX	INTER GROUP DEVIATION
Global	0.00	0.00	0.00	0.00	-----	-----	0.00
2023	0.00	0.00	0.00	0.00	-----	-----	0.00
2022	0.00	0.00	0.00	0.00	-----	-----	0.00
2021	0.00	-----	0.00	0.00	-----	-----	-----
2020	0.00	-----	0.00	0.00	-----	-----	-----
2019	0.00	-----	0.00	0.00	-----	-----	-----

Severity index – by maternal age and year

